

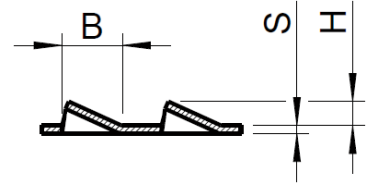


ENDLOS-KIEMENWERKZEUG

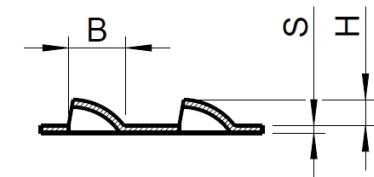
CONTINUOUS LOUVER TOOL



Kiemenform A / Shape A:



Kiemenform B / Shape B:



Vorschub / Hub \approx 5 mm

Tool distance / stroke \approx 5 mm

TRUMPF

THICK TURRET

SALVAGNINI

BASISINFORMATIONEN / BASIC INFORMATION

Material:	
Blechstärke „s“ / Sheet thickness „s“:	
Maschine / Machine:	
Größe / Station Size / station:	
Umformrichtung / Direction of forming:	nach oben / upform <input type="checkbox"/>
	nach unten / downform <input type="checkbox"/>
Kundendaten / Customer information:	

WERKZEUGANGABEN / TOOL INFORMATION IN MM

H:	
B:	
BA:	
Kiemenform / Louver shape:	A <input type="checkbox"/>
	B <input type="checkbox"/>